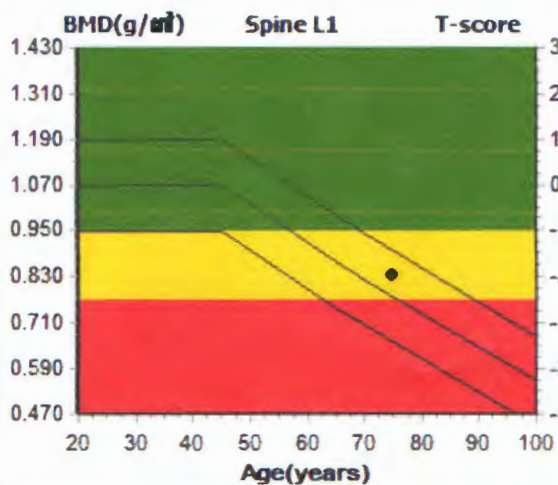
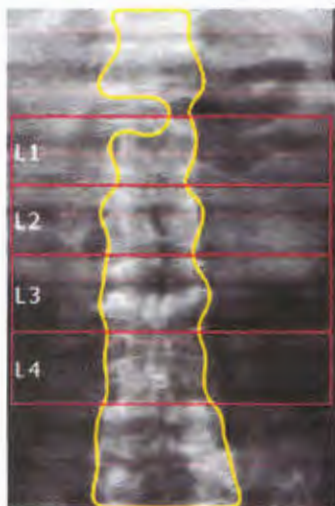


Patient Name: Chhin Deap
Date of Birth: 8/8/1948 (75)
Height/Weight: 155.0 cm/70.0 kg
Gender/Ethnic: Female/Asia

Patient ID: HAKF1119225
Menopause Age: 42
Analyze Date: 8/8/2023
Doctor: Dr. Sok

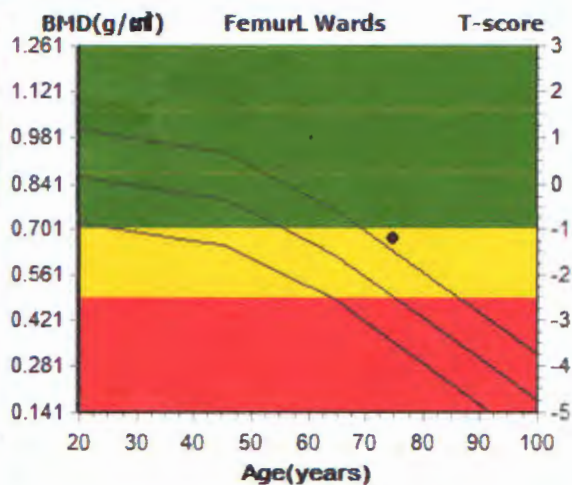
Image not for diagnosis



Measure Date: 8/8/2023 10:56:23 AM

ROI	BMD	T-score	Z-score	YA(%)	AM(%)
L1	0.824	-2.0	0.4	77	106
L2	0.915	-1.8	0.8	81	112
L3	1.091	-0.9	1.8	91	125
L4	1.053	-1.1	1.3	89	117
L1-L2	0.877	-1.9	0.7	80	103
L1-L3	0.965	-1.4	1.1	85	113
L1-L4	0.990	-1.3	1.2	86	116
L2-L3	1.011	-1.3	1.4	87	119
L2-L4	1.025	-1.2	1.3	88	120
L3-L4	1.072	-1.0	1.5	90	126

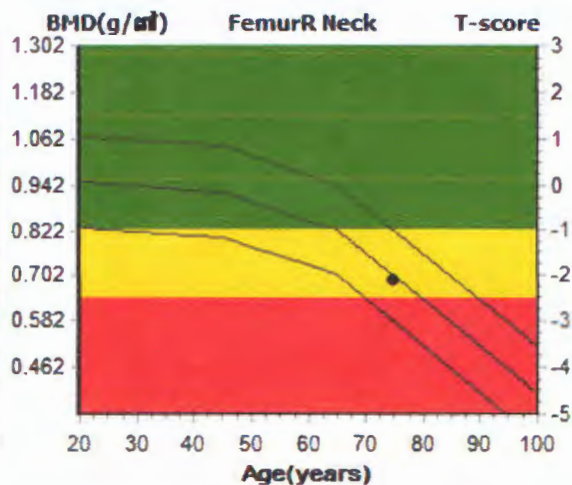
Image not for diagnosis



Measure Date: 8/8/2023 10:58:21 AM

ROI	BMD	T-score	Z-score	YA(%)	AM(%)
Neck	0.831	-0.9	1.1	88	119
Wards	0.667	-1.2	1.2	79	135
G.T.	0.717	-0.2	1.2	97	122
Total	0.747	-0.6	1.2	77	102

Image not for diagnosis



Measure Date: 8/8/2023 10:57:26 AM

ROI	BMD	T-score	Z-score	YA(%)	AM(%)
Neck	0.692	-2.1	-0.1	74	99
Wards	0.694	-1.0	1.4	83	140
G.T.	0.602	-1.2	0.1	82	102
Total	0.633	-1.3	0.3	65	86

Normal : T-score > -1.0 , Osteopenia: -1.0 >= T-score > -2.5, Osteoporosis : T-score <= -2.5